



BHP Billiton Petroleum

2010 CERA WEEK Upstream Oil Plenary

J. Michael Yeager
Chief Executive – Petroleum
March 9, 2010



Disclaimer



Reliance on Third Party Information

The views expressed here contain information that has been derived from publicly available sources that have not been independently verified. No representation or warranty is made as to the accuracy, completeness or reliability of the information. This presentation should not be relied upon as a recommendation or forecast by BHP Billiton.

Forward Looking Statements

This presentation includes forward-looking statements within the meaning of the U.S. Securities Litigation Reform Act of 1995 regarding future events and the future financial performance of BHP Billiton. These forward-looking statements are not guarantees or predictions of future performance, and involve known and unknown risks, uncertainties and other factors, many of which are beyond our control, and which may cause actual results to differ materially from those expressed in the statements contained in this presentation. For more detail on those risks, you should refer to the sections of our annual report on Form 20-F for the year ended 30 June 2009 entitled “Risk factors”, “Forward looking statements” and “Operating and financial review and prospects” filed with the U.S. Securities and Exchange Commission.

No Offer of Securities

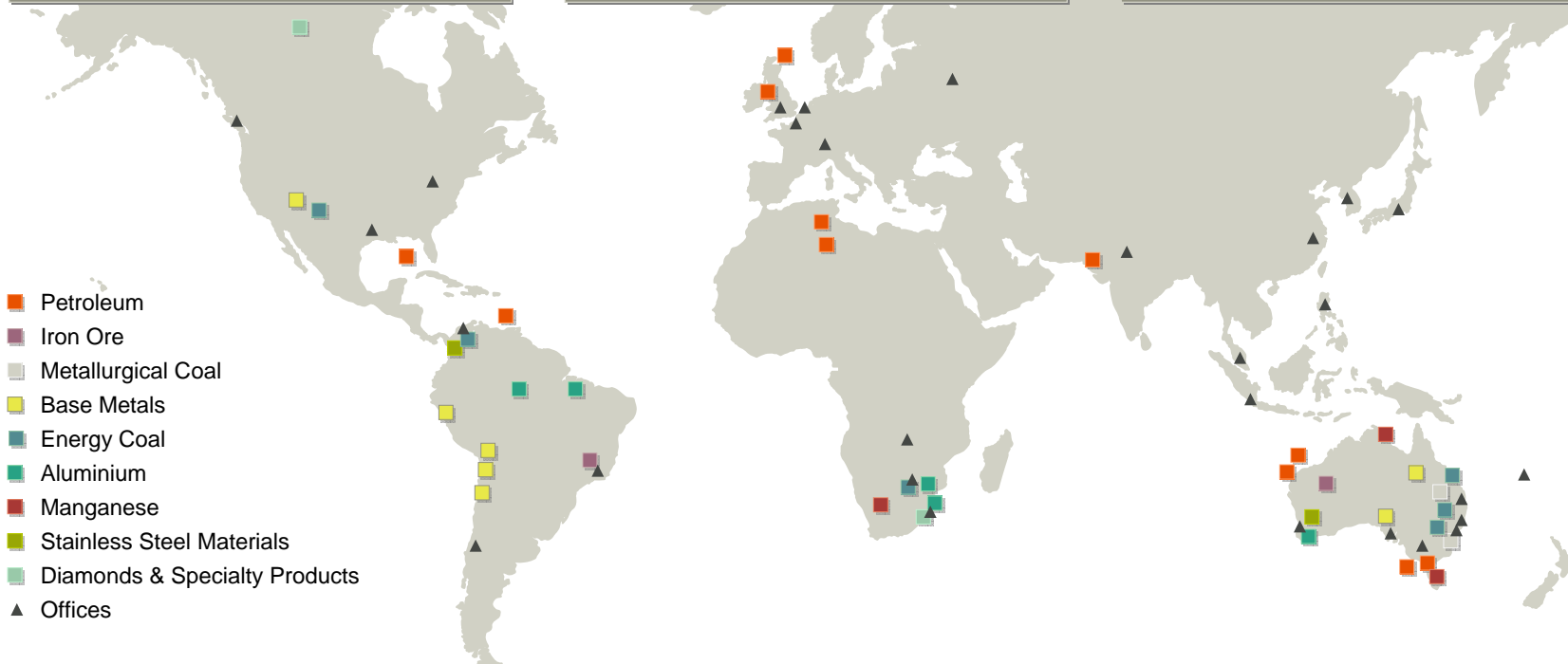
Nothing in this release should be construed as either an offer to sell or a solicitation of an offer to buy or sell BHP Billiton securities in any jurisdiction.

Non-GAAP Financial Information

BHP Billiton results are reported under International Financial Reporting Standards (IFRS). References to Underlying EBIT and EBITDA exclude any exceptional items. A reconciliation to statutory EBIT is contained within the profit announcement, available at our website www.bhpbilliton.com.

A global upstream portfolio

<p>Petroleum A 450KBD oil and gas exploration and production business</p>	<p>Base Metals #3 global producer of copper, silver and lead</p>	<p>Manganese #1 global supplier of seaborne manganese ore</p>
<p>Iron Ore #3 global supplier of seaborne iron ore</p>	<p>Energy Coal #4 global supplier of seaborne export thermal coal</p>	<p>Stainless Steel Materials #3 global nickel producer</p>
<p>Metallurgical Coal #1 global supplier of seaborne traded metallurgical coal</p>	<p>Aluminium #4 global producer of bauxite and #4 aluminium company based on net third party sales</p>	<p>Diamonds & Specialty Products EKATI Diamond Mine is one of the world's largest gem quality diamond producers</p>

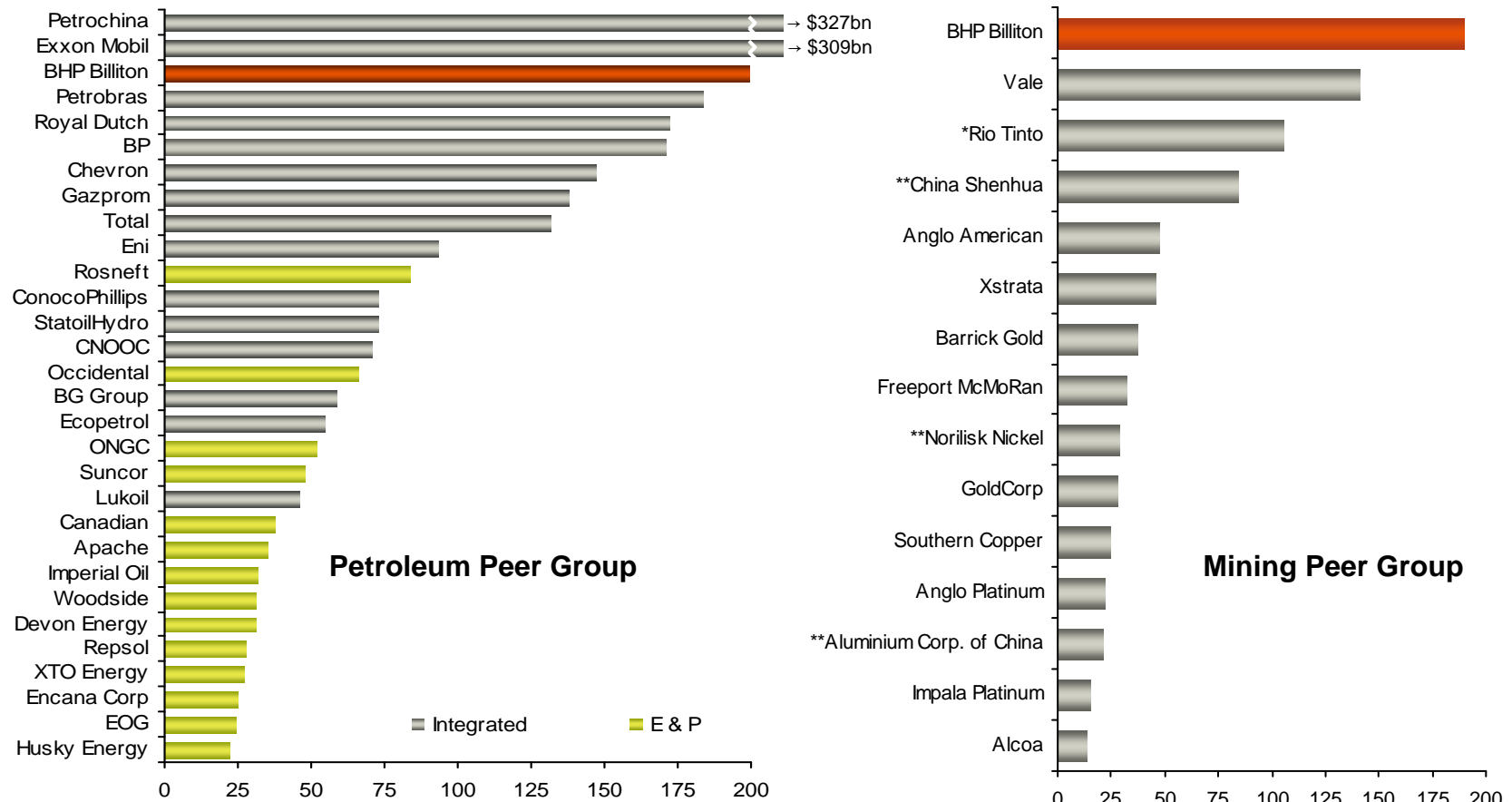


Note: Ranking based on production volumes. Location of markers indicative only.

An E&P Player with the Power and Reach of a Super-major



Market Capitalisation (US\$bn, March 2010)



Source: Bloomberg

* Rio Tinto Market Cap = Market Cap of Rio Tinto Plc + 62.6% of Market Cap of Rio Tinto Ltd (due to Rio Tinto Plc's approximate 37.4% holding of Rio Tinto Ltd, as per

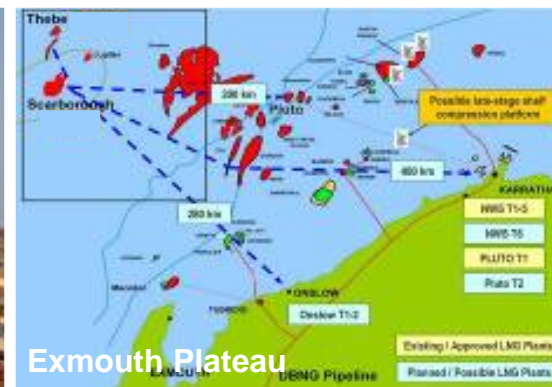
http://www.riotinto.com/annualreport2007/shareholderinformation/dual_listed_companies/index.html)

** Market value may be unreliable due to a high percentage of non free-float shares.

Core Strategy

- Pursue large, upstream opportunities with multiple options
- Take large positions, early
- Be functionally strong where we compete
- Fundamentals focus – safety, volume, cost
- Maintain long term view with continued investment through the cycles
- Same for all BHP Billiton businesses

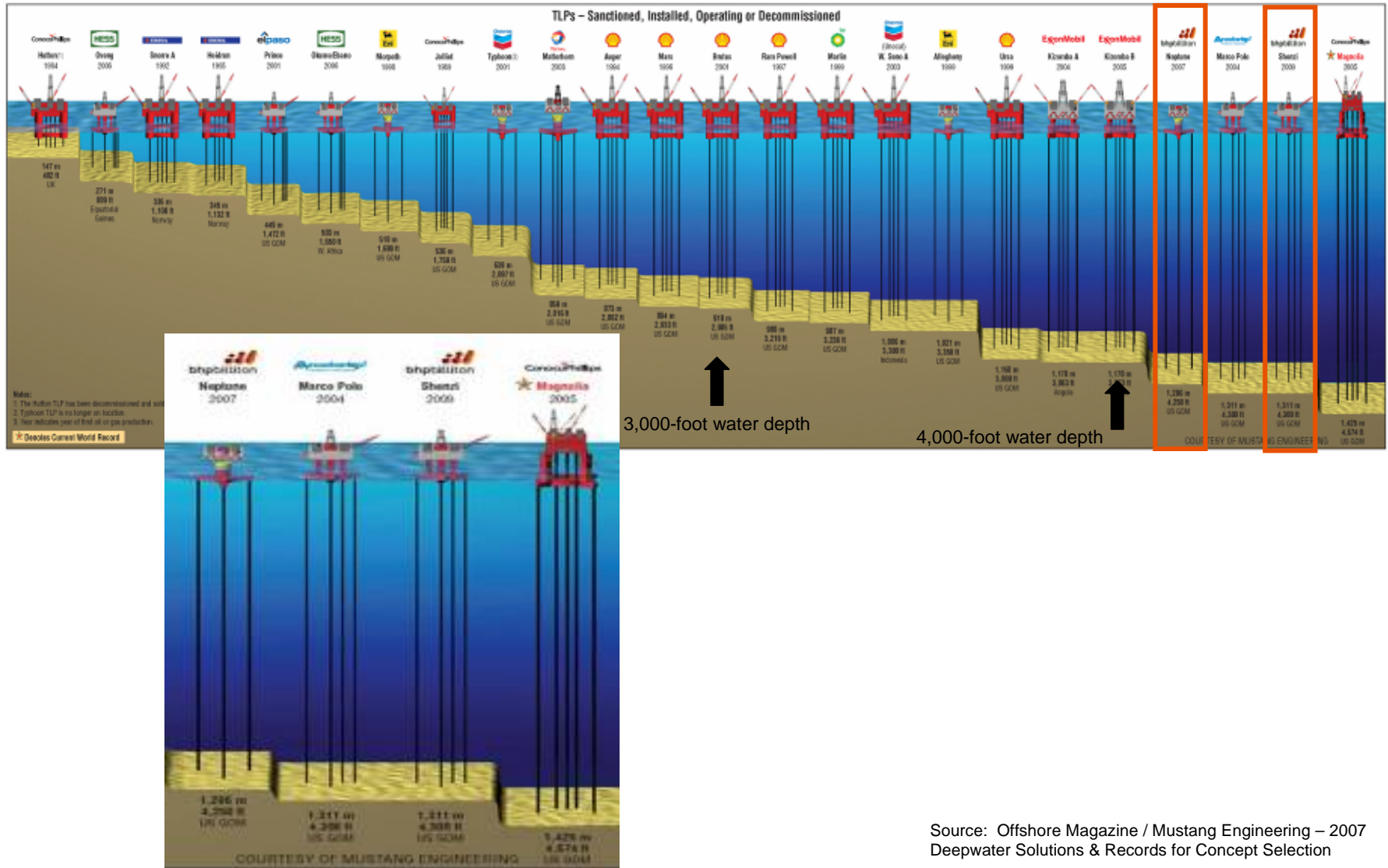
Large, multiple options



Taking large positions



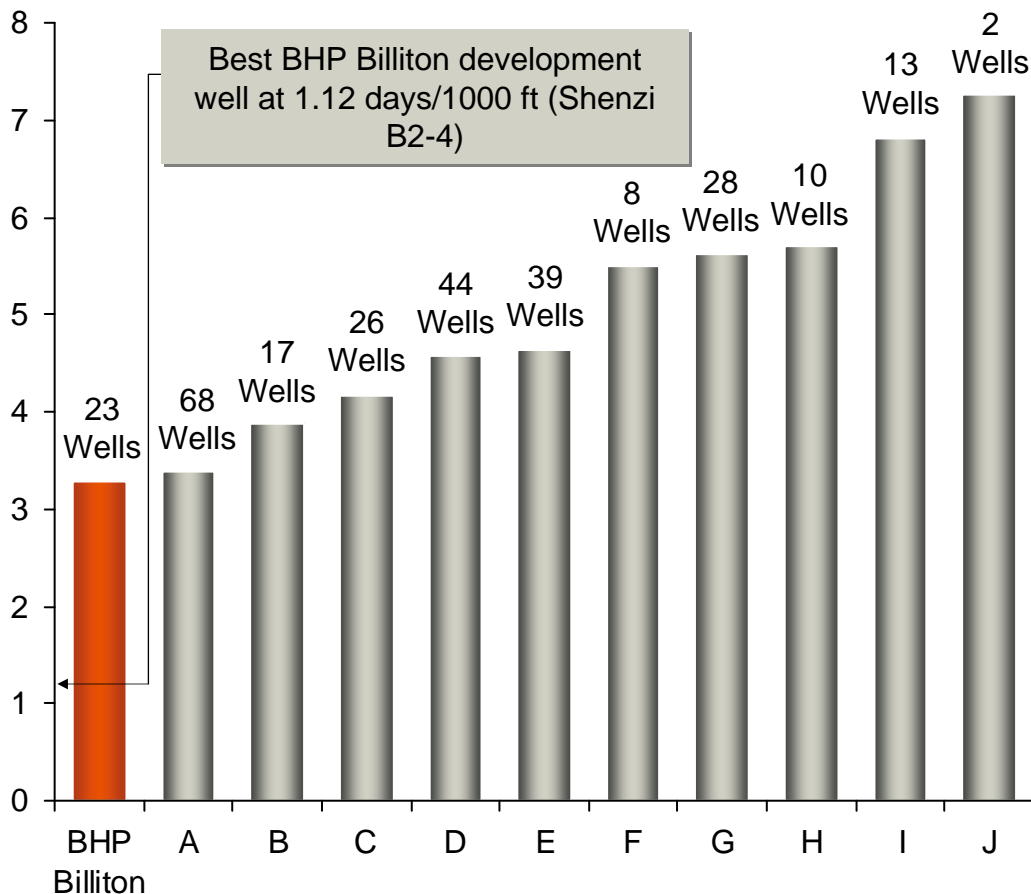
Being functionally strong



Source: Offshore Magazine / Mustang Engineering – 2007
Deepwater Solutions & Records for Concept Selection

Being functionally strong

GoM deepwater exploration and appraisal wells (Days per 1000 ft drilled, Jan-2000 to Jul-2008)



- On average, it takes BHP Billiton less time to reach total depth than our competitors
 - Rigorous well planning, geographic experience, and robust procedures
- Time = Cost
- Consistently reach target depth
- Committed rigs on contract to execute deepwater program
- Manage global drilling operations centrally
- Industry best completions technology

Fundamentals: Safety, Volume, Cost



Safety Record

- Achieved 100% reduction in LTIFR between FY07 and FY09
- Negligible level of hydrocarbon releases

100,100,100

- Operated production uptime increasing year-over-year – now 95%
- Record production ramp-ups from new projects – Shenzi, Stybarrow, Pyrenees

Unit Cost Focus

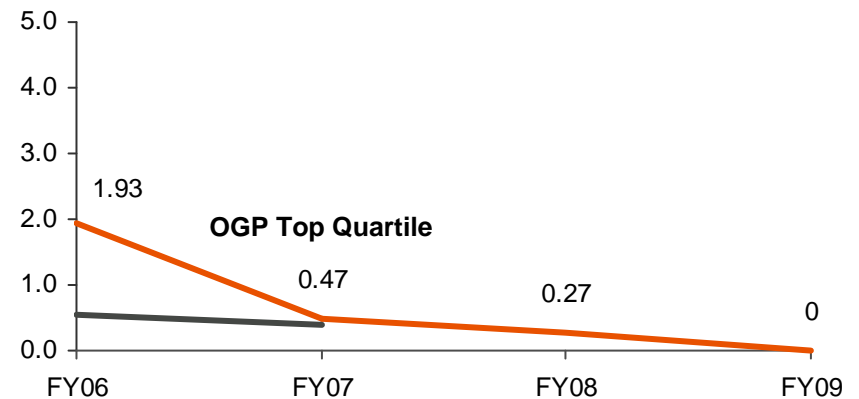
- Unit operating costs holding steady at less than \$6/boe
- Unit DD&A currently at ~\$12.50/boe

Reserve Replacement

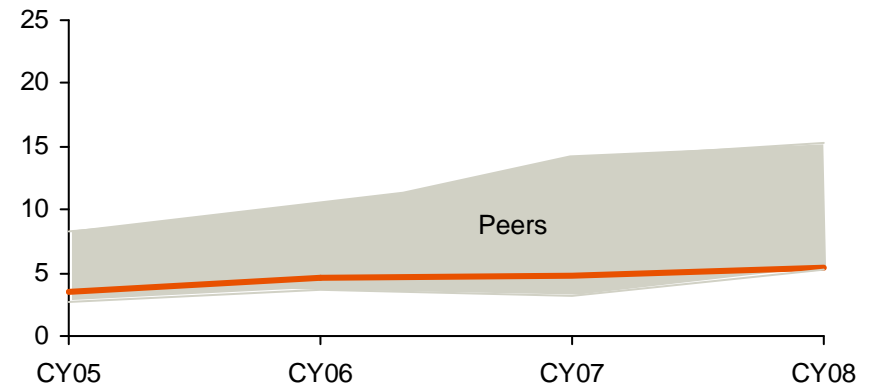
- >100% past two years

Peers: APC, APA, DVN, HES, WPL, MUR, TLM.

Lost Time Injury Frequency Rate (LTIFR) (Per million hours)

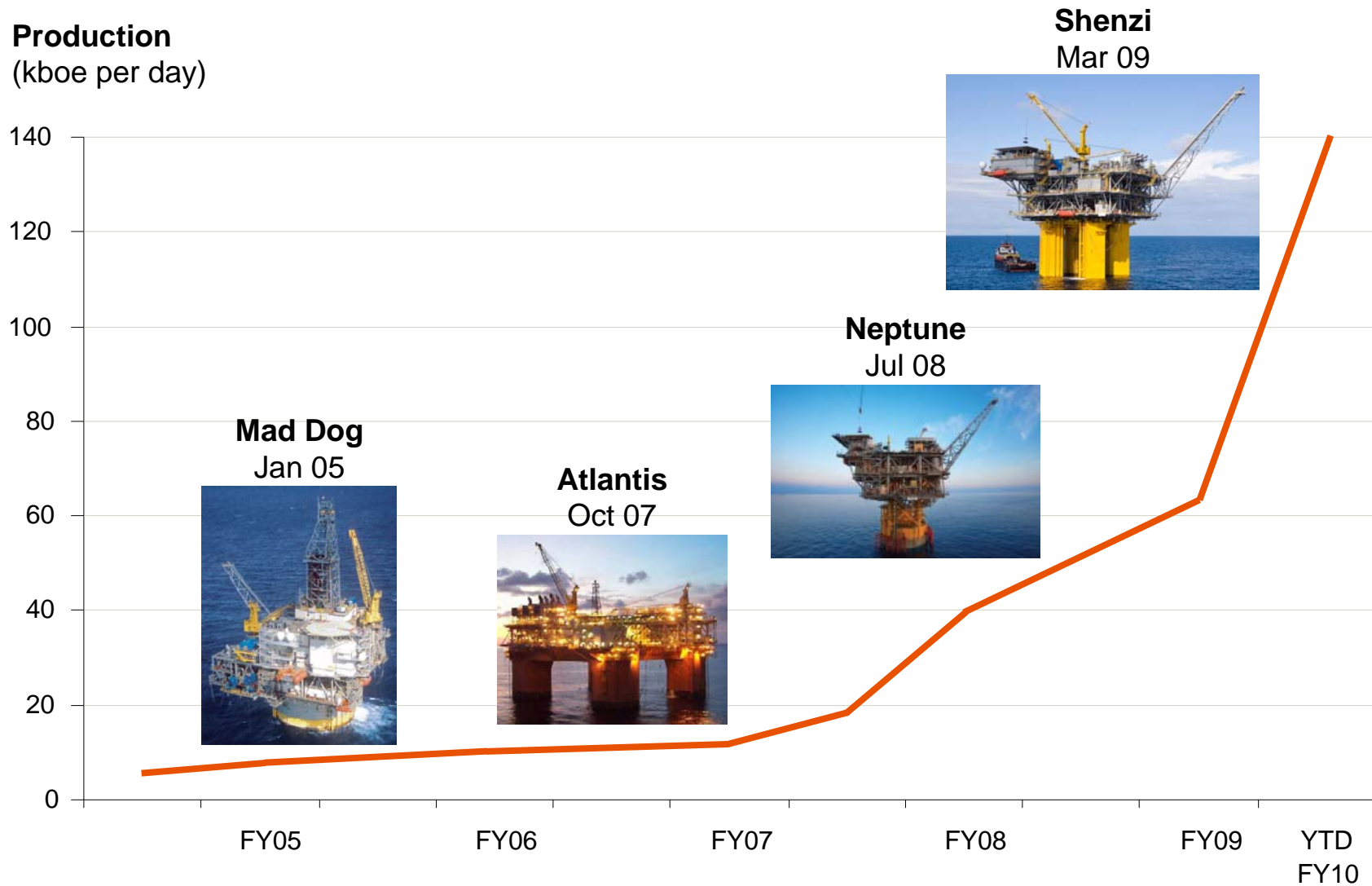


Cash operating costs (US\$/boe)



Fundamentals: Safety, Volume, Cost

Production
(kboe per day)



Pyrenees (71.43% w.i., BHP Billiton Operated)



Project Overview

- 96 kbpd and 60 mmcf/d capacity (gross)
- Sanction date: July 2007
- Start-up: March 2010
- Sanction CAPEX: US\$ 1.7 billion (Gross)
- Partner: Apache Corporation, 28.57% interest



Deep Opportunity Pipeline

GoM

- Mad Dog South
- Atlantis North

Western Australia

- Pyrenees Ramp Up
- Macedon Gas
- NRB
- CWLH

Bass Strait

- Kipper
- Turrum

Worldwide

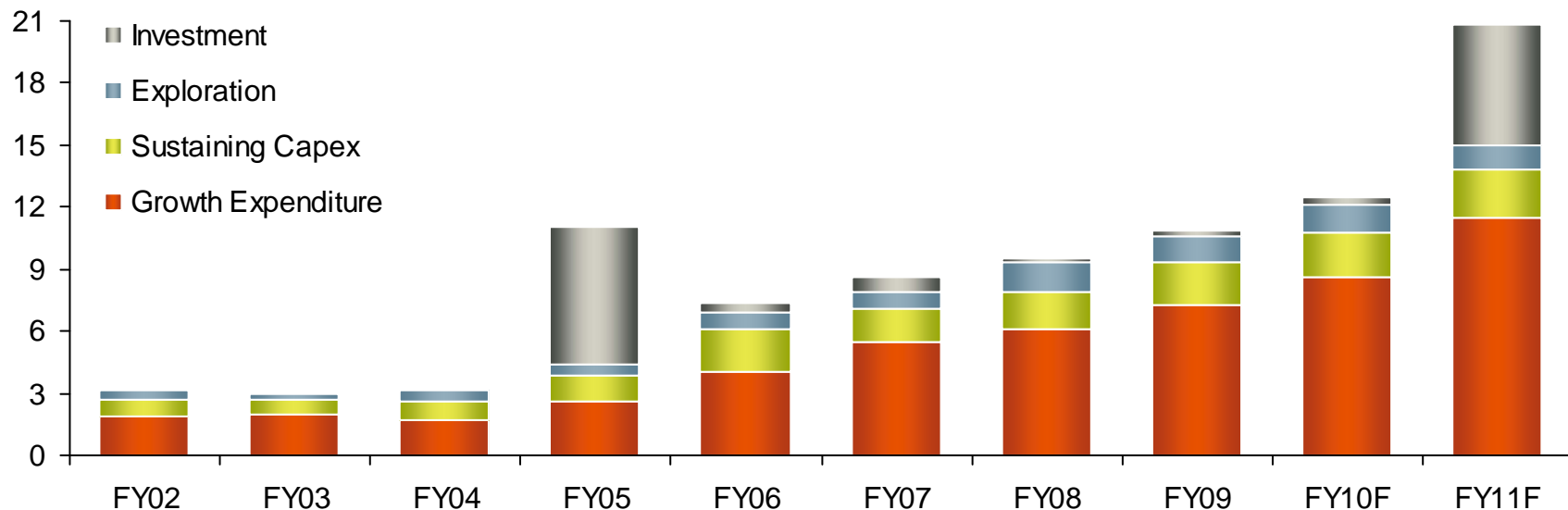
- Angostura Gas
- Pakistan FEC



Maintain long term view

- Continue to invest through the cycle, while maintaining good balance sheet discipline
- Net gearing at 15.1 percent
- Top credit rating: ~Moody's A1 ~Standards & Poors A+

(US\$bn)

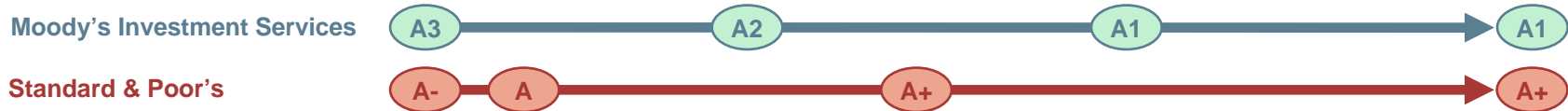
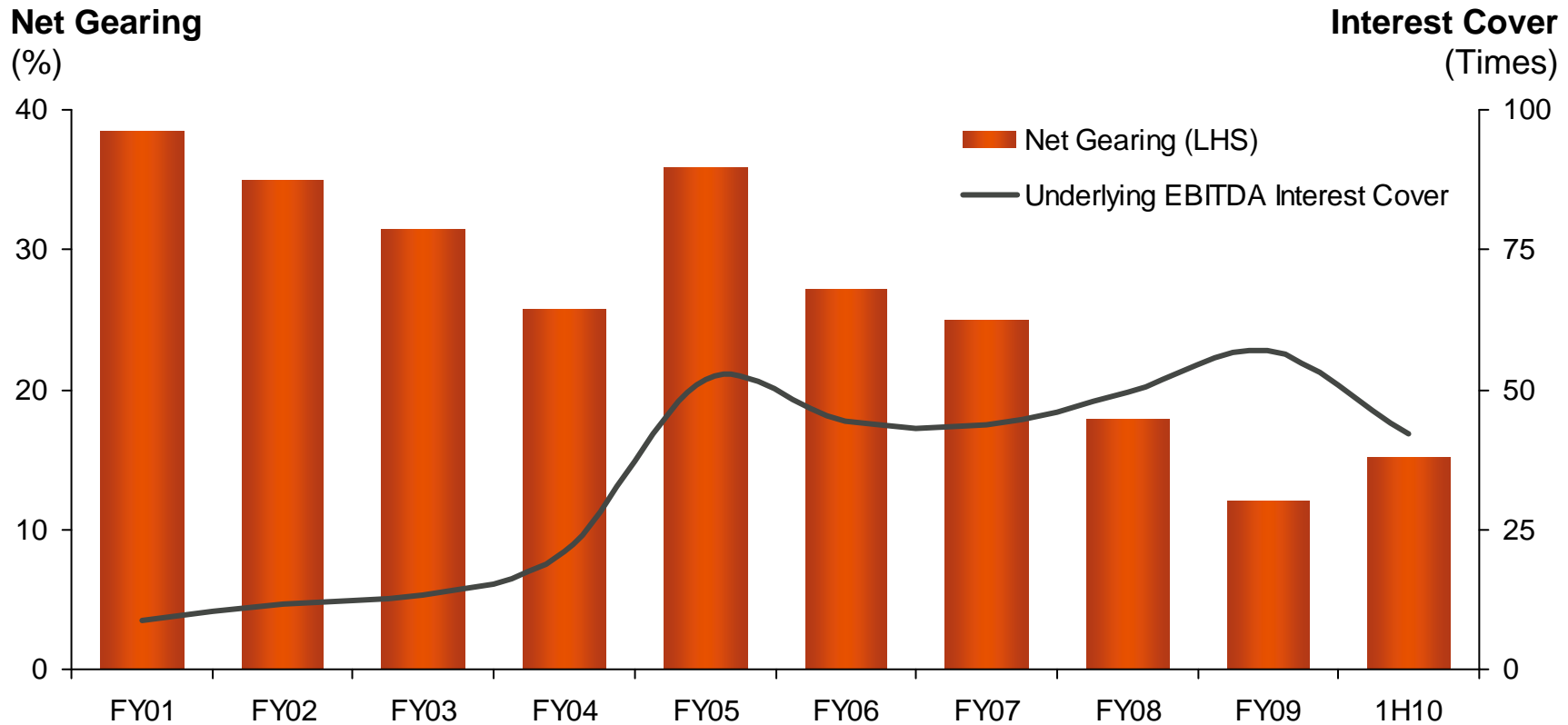


(a) FY10F includes US\$800m for Petroleum.

(b) Reflecting announced transactions only. FY11F relates to Western Australia Iron Ore Production Joint Venture equalisation payment to Rio Tinto which is subject to finalisation adjustments.

Calculated on the basis of UKGAAP for periods prior to FY05.

We are in a unique position



Underlying Gearing and Underlying EBITDA interest cover shown for FY05 to 1H10. Calculated on the basis of UKGAAP for periods prior to FY05.

Same for all BHP Billiton businesses

Iron Ore



Copper



Metallurgical Coal



Petroleum



Conclusions

- BHP Billiton's approach has been successful
- Strong financial position to stay the course
- Safety, volume, cost
- Positioned in Petroleum and other businesses to grow



bhpbilliton

resourcing the future